


Editor's Introduction	xvii
Authors' Preface	xix
1. The Role of Audio-Visual Materials in the Twentieth Century	1
Trends in the Media of Communication. The Changing School Population. Changing Curricula—New Tools of Teaching and Learning.	
2. How People Learn	16
Perception—Foundation of Learning. Perception—Basis of Thinking. Perception—Basis of Attitude Formation. The Interrelated Processes in Learning. Overcoming Some Barriers to Teaching.	
3. The Chalkboard	37
An Essential Tool of Instruction. Techniques for Using the Chalkboard. Is Colored Chalk Safe? The Role of the Chalkboard in Instruction. Evaluation.	
4. Flat Pictures	58
Flat Pictures a Universal Language. Essential Characteristics of Flat Pictures. Some Criteria for Selection. Mounting Pictures. Principles of the Effective Use of Flat Pictures. Techniques of Presenting Flat Pictures in Teaching.	





5. Graphics

91


Categories of Graphic Materials. Charts. Diagrams. Graphs. Posters. Cartoons. Comics.



6. The Tackboard and Study Display

138

Definition of the Tackboard. Function of the Tackboard and Study Display. Selection and Location of the Tackboard. The Feltboard Display. Pupil and Teacher Responsibility for Tackboard Displays. Tackboard Study Displays That Teach. Evaluating the Tackboard Display.



7. Globes and Wall Maps

157

Globes and Maps Defined. Characteristics. Globes. Maps. Supplementary Map Materials. Selection of Globes and Wall Maps. Evaluating and Selecting Map Projections. Effective Use of Globes and Maps.



8. Three-Dimensional Teaching Materials

195

The Physical Senses in Learning. Characteristics of Effective Models. Three-Dimensional Materials Other Than Models. Using Three-Dimensional Materials in Teaching.



9. Community Study

231

The Learner Meets His Community. Meaning and Scope of Community Study. Planning Community Study. Surveying Community Resources. Teacher Leadership in Community Study. Evaluating Community Study.




10. Classroom Use of Radio 253

Characteristics of Good School Broadcasts. Selecting and Using School Radio Programs. Selecting a Radio Receiver. Local School Radio Facilities. Evaluating Educational Broadcasts.



11. Educational Recordings 280

What Are Educational Recordings? Characteristics of Educational Recordings. Using Educational Recordings. Sources of Records and Transcriptions. Selecting Playback Equipment. The Listening Environment. Care of Records. Evaluation.



12. Classroom Recorders 296

Recording Devices Defined. The Disk Recorder. The Wire Recorder. The Tape Recorder. Achieving Presence in Recording. Selecting and Placing the Loud-Speaker. A Guide for Selecting Recording Equipment.




13. Still Projection 312

Filmstrips. Filmstrip and Slide Projectors. Using Filmstrips Effectively. Transparent Slides. Other Types of Still Projectors.

14. The 16 mm. Sound Motion-Picture Film 349

Physical Description. The Sound Motion-Picture Projector. The Sound Motion-Picture Film in Instruction. Classification of 16 mm. Sound Motion-Picture Films. Value of 16 mm. Sound Films. Selection of Films. Effective Use of the Teaching Film. A New Tool for Learning.





- 15. Television in Education** 423
- Television in Transition. How Television Works. Television as a Means of Instruction. Selecting and Using Television Programs. Television Tomorrow—A Summary.
- 16. Case Examples of the Use of Audio-Visual Materials** 453
- Identifying Learning Goals. Selecting Suitable Teaching Materials. Case Examples.
- 17. Local School Administration and Audio-Visual Materials** 498
- Principles Governing the Administration of Audio-Visual Materials. Practices in the Administration of Audio-Visual Materials.
- Appendix: Source Lists** 535
- Display Materials. Filmstrips and Slides. Motion-Picture Films (16 mm.). Pictures and Graphics. Projectors. Recorders. Records and Transcriptions.
- Index** 555